

WallBox eHome

The best quality-price ratio for domestic charging

Application

Designed to be installed (both indoor and outdoor) at private houses, communal blocks, companies and other places where user authentication is not a requirement.

Concept Design

Taking into account that many times a domestic charger is considered an appliance, a nice design and a small size are key attributes that are to be contemplated.

Furthermore WallBox eHome series offers other attributes such as low-cost, robustness, and user-friendly operation.



Product highlights

- Compatible with **Home BeOn sensor** (accessory), when combined with eHome is able to dynamically adjust the electric vehicle's consumption according to the available power of the installation, avoiding the risk of blackout and/or having to upgrade the existing installation (resulting on a lower initial investment).
- The **frontal LED bar** not only informs the user about the charger status (e.g. operative, faulty...) but also EV charging status; charging (dynamic blue light) vs charged (static blue light).
- Its **frontal key-locked door with electrical protections** (optional) not only provides an easy access in case the protection has tripped but protects the user against electrical shock. It can also be used as a user authentication method (using the protection as a ON/OFF switch).
- The charger's **housing** is made of ABS plastic which is both robust and UV resistant, providing protection against both mechanical stress and severe environmental conditions (which increases the charger lifespan and avoids its replacement in just a few years).
- Its well-thought-out shape allows the cable to be rolled up and keep it tidy and unbroken while the charger is not being used.
- Simple user operation by its **Plug 'n' Charge** mode that avoids the user obligation of authentication by means of an RFID card, phone or equivalent method.
- This series also includes a **selector switch** that facilitates the setup of the charger maximum output current (reducing installation time and cost).
- **Remote charging activation** is also offered by means of an ON/OFF external input signal (e.g. timer).
- WallBox eHome series provides a reserved space in case you want to **have your own brand on it**.

WallBox eHome Series

General Specifications

Enclosure rating	IP54 / IK10
Enclosure material	ABS-PCV0
Operating temperature	-5 °C to +45 °C
Ambient temperature storage	-40 °C to +60 °C
Operating humidity	5 % to 95 % Non-condensing
Light beacon	RGB colour indicator
Current setup	Onboard dipswitch
Dimensions (D x W x H)	115x180x315 mm
Weight	4 Kg
External input	Remote charging activation

*IK08 in some components appended to the body ie: beacon light.






Optional devices

Meter ^{(1), (2)}	Active Energy Class 1 (IEC 62053-21)
Low temperature kit ⁽²⁾	-30 °C to +45 °C
Safety protection ^{(1), (2)}	RCD Type A / B (30mA)
Power limit control ⁽¹⁾	Home BeON sensor
Socket type 2	
Cable support	Metallic holder
Customisation	Logo customisation

⁽¹⁾ Only single phase models.

⁽²⁾ Not available for socket models.

Models Specifications

Model	T1C32	T2C32	T2S32	T2C16 TRI	T2S16 TRI
AC power supply	1P + N + PE	1P + N + PE	1P + N + PE	3P + N + PE	3P + N + PE
AC voltage	230 VAC +/-10%	230 VAC +/-10%	230 VAC +/-10%	400 VAC +/-10%	400 VAC +/-10%
Maximum current	32 A	32 A	32 A	16 A	16 A
Maximum power	7,4 kW	7,4 kW	7,4 kW	11 kW	11 kW
Connection	Type 1 Cable 	Type 2 Cable 	Type 2 Socket 	Type 2 Cable 	Type 2 Socket 

Home BeON Compatible

Intelligent sensor for single phase installations

Home BeON takes a new step in domestic EV charging allowing you to charge your vehicle while using your appliances

Its intelligent sensor, easily added to the usual protection panel at home, dynamically adjusts electric vehicle's consumption if the house system is about to be overloaded.

